PROJECTS IN CSI SAFE

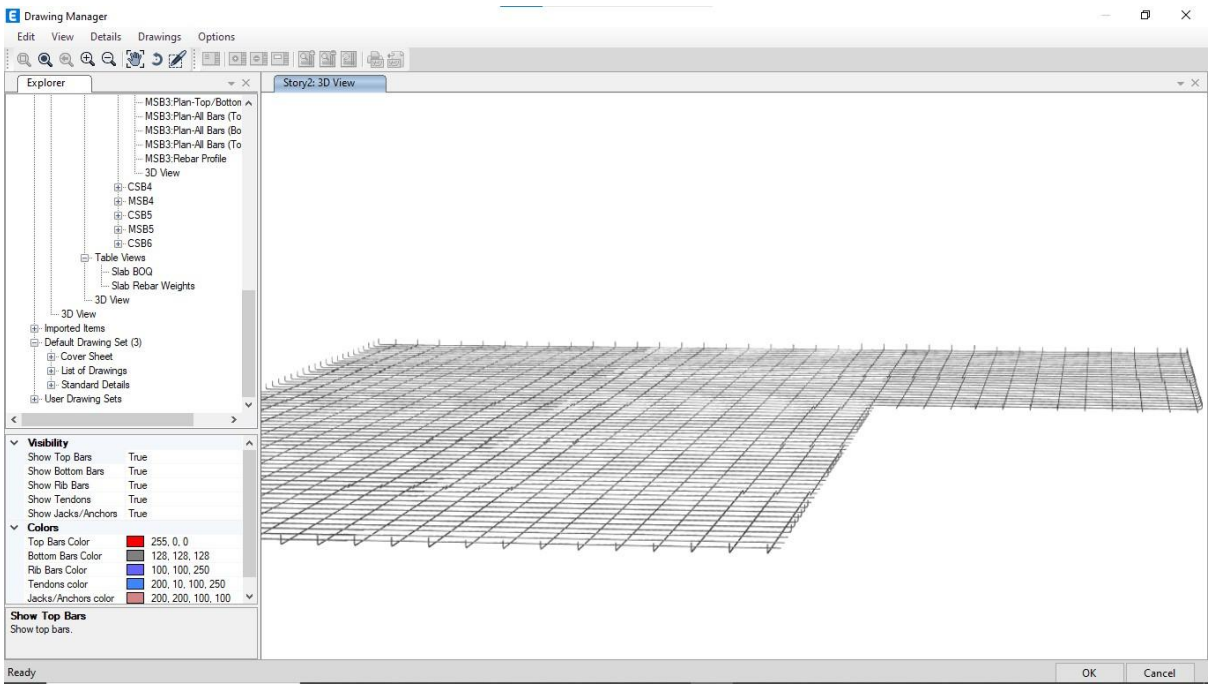

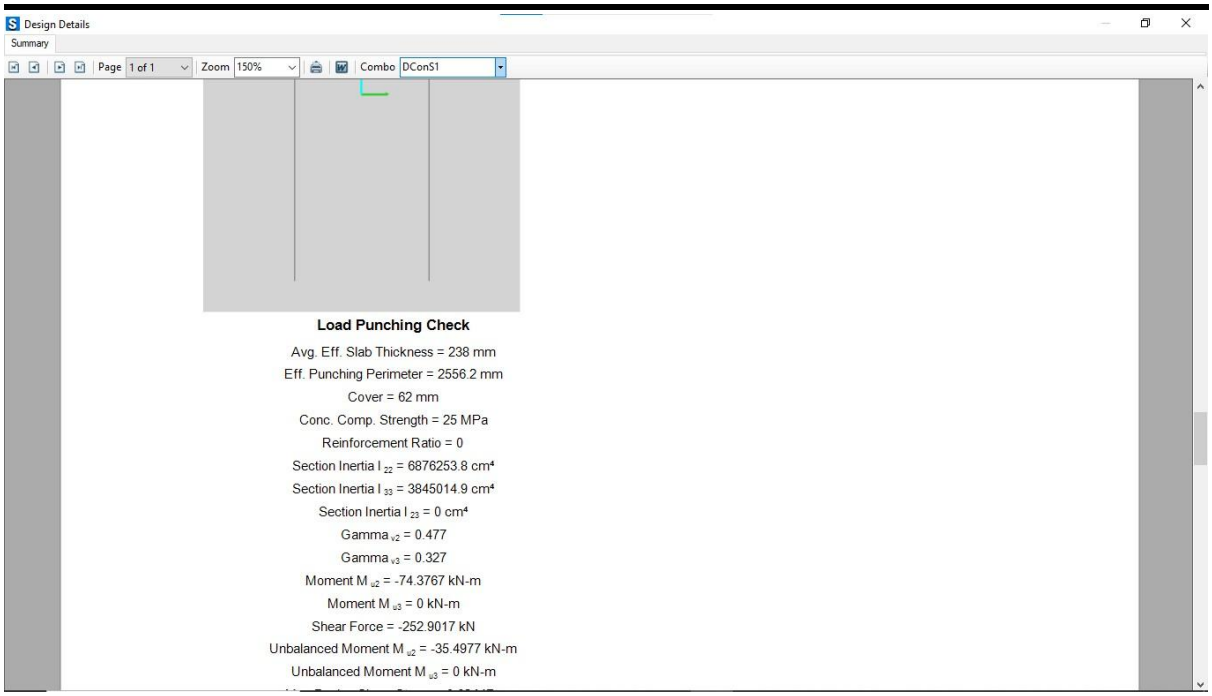

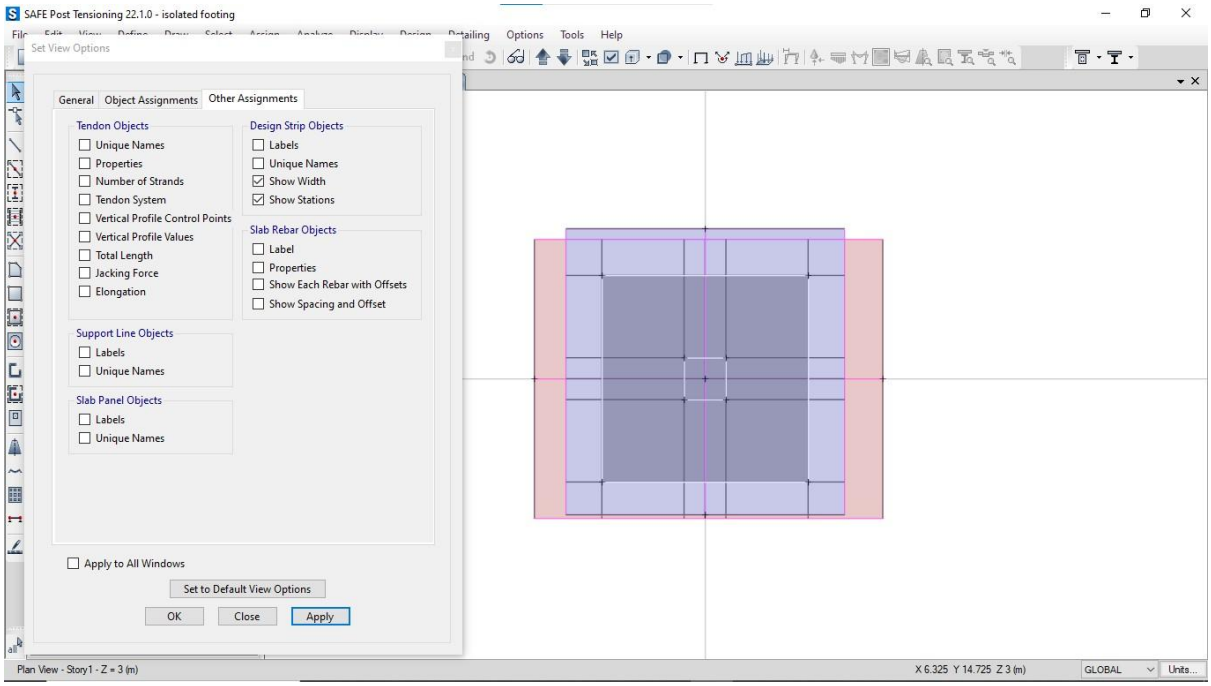
SAFE Post Tensioning 22.1.0 - isolated footing
Set View Options
General
Object Assignments
Other Assignments
Tendon Objects
Unique Names
Properties
Number of Strands
Tendon System
Vertical Profile Control Points
Vertical Profile Values
Total Length
Jacking Force
Elongation
Design Strip Objects
Labels
Unique Names
Show Width
Show Stations
Slab Rebar Objects
Label
Properties
Show Each Rebar with Offsets
Show Spacing and Offset
Support Line Objects
Labels
Unique Names
Slab Panel Objects
Labels
Unique Names
Apply to All Windows
Set to Default View Options
OK
Close
Apply
Plan View - Story1 - Z = 3 (m)
X 6.325 Y 14.725 Z 3 (m)
GLOBAL
Units...

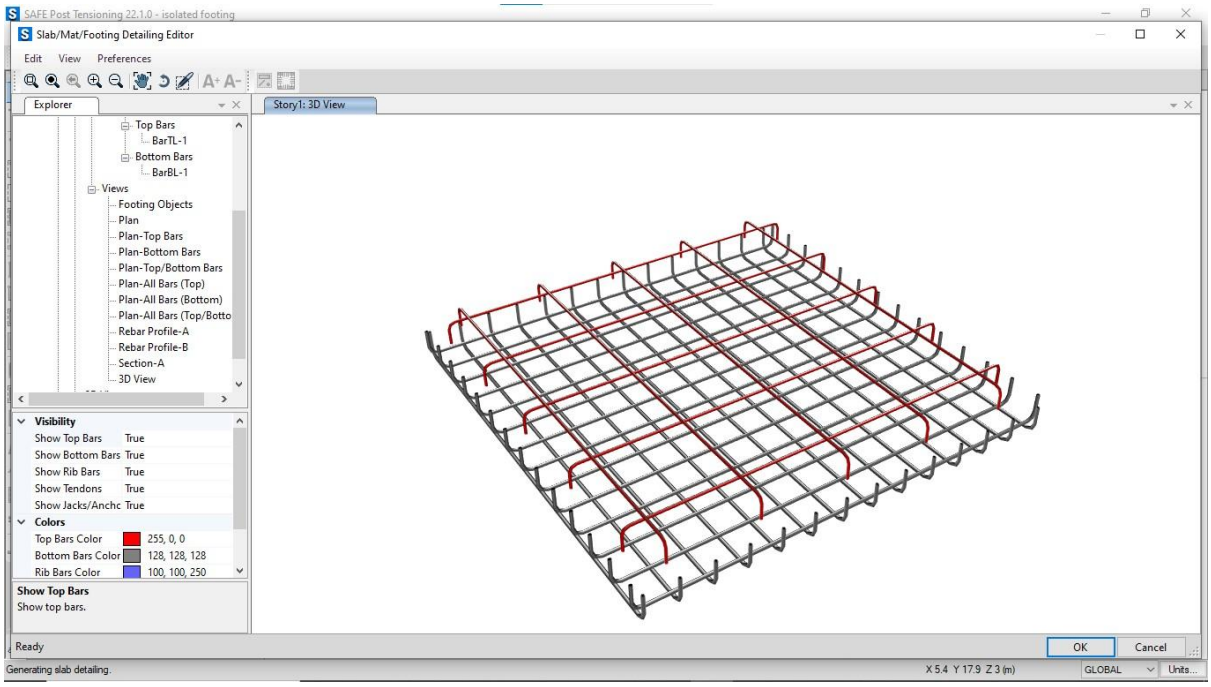
SAFE Post Tensioning 22.1.0 - isolated footing
Slab/Mat/Footing Detailing Editor
Edit
View
Preferences
Explorer
Story1: 3D View
Top Bars
BarTL-1
Bottom Bars
BarBL-1
Views
Footing Objects
Plan
Plan-Top Bars
Plan-Bottom Bars
Plan-Top/Bottom Bars
Plan-All Bars (Top)
Plan-All Bars (Bottom)
Plan-All Bars (Top/Botto
Rebar Profile-A
Rebar Profile-B
Section-A
3D View
Visibility
Show Top Bars True
Show Bottom Bars True
Show Rib Bars True
Show Tendons True
Show Jacks/Anchc True
Colors
Top Bars Color 255, 0, 0
Bottom Bars Color 128, 128, 128
Rib Bars Color 100, 100, 250
Show Top Bars
Show top bars.
Ready
OK
Cancel
Generating slab detailing.
X 5.4 Y 17.9 Z 3 (m)
GLOBAL
Units...

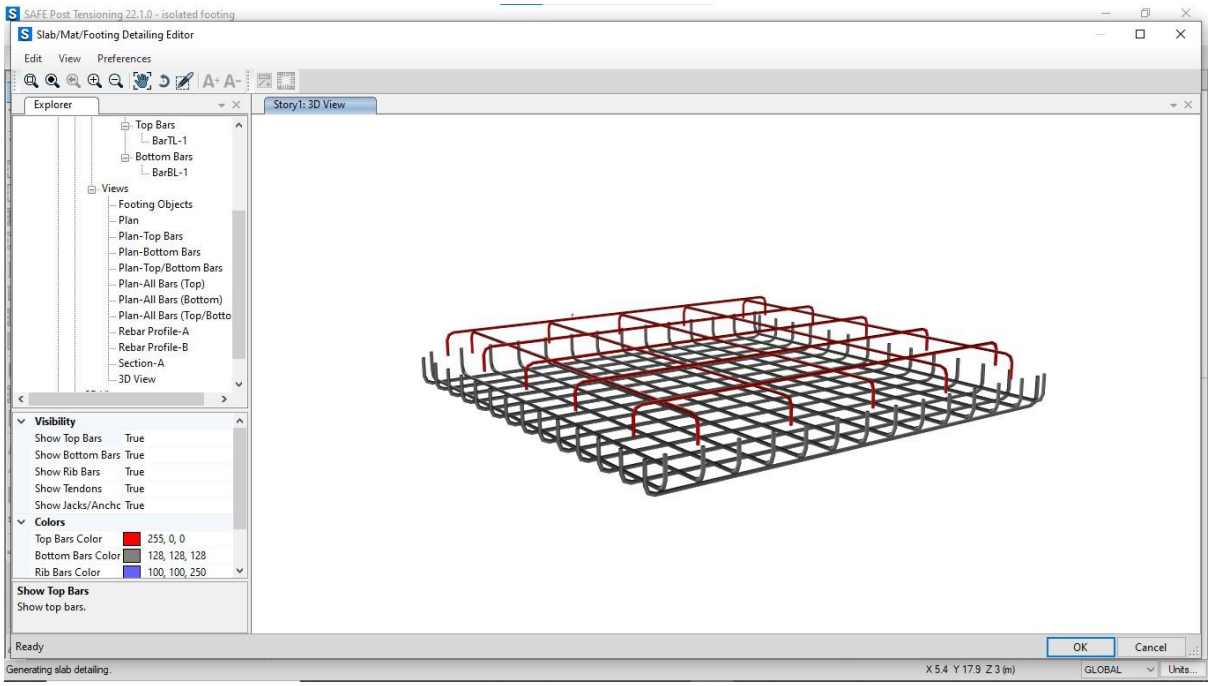
SAFE Post Tensioning 22.1.0 - isolated footing
Slab/Mat/Footing Detailing Editor
Edit View Preferences
Explorer
Story1: 3D View
Top Bars
BarTL-1
Bottom Bars
BarBL-1
Views
Footing Objects
Plan
Plan-Top Bars
Plan-Bottom Bars
Plan-Top/Bottom Bars
Plan-All Bars (Top)
Plan-All Bars (Bottom)
Plan-All Bars (Top/Botto
Rebar Profile-A
Rebar Profile-B
Section-A
3D View
Visibility
Show Top Bars True
Show Bottom Bars True
Show Rib Bars True
Show Tendons True
Show Jacks/Anchc True
Colors
Top Bars Color 255, 0, 0
Bottom Bars Color 128, 128, 128
Rib Bars Color 100, 100, 250
Show Top Bars
Show top bars.
Ready
OK
Cancel
Generating slab detailing.
X 5.4 Y 17.9 Z 3 (m)
GLOBAL
Units...

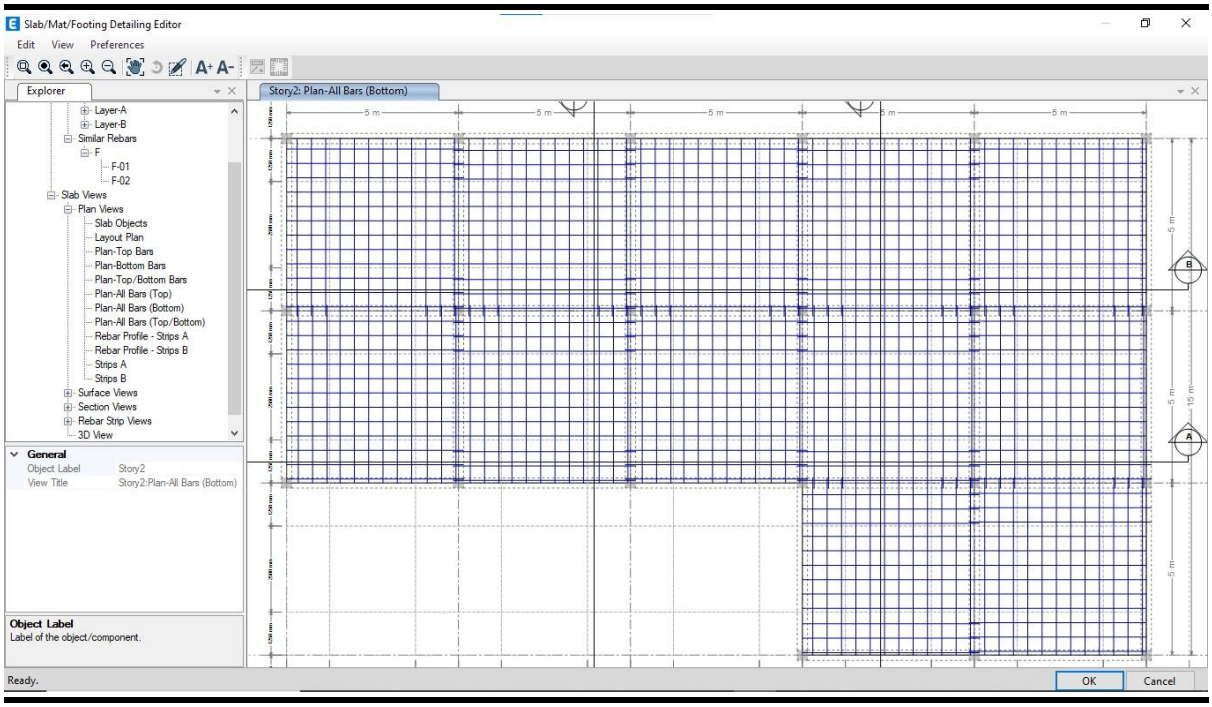
Slab/Mat/Footing Detailing Editor
Edit View Preferences
Explorer
Story2: Plan-All Bars (Bottom)
Layer-A
Layer-B
Similar Rebars
F
F-01
F-02
Slab Views
Plan Views
Slab Objects
Layout Plan
Plan-Top Bars
Plan-Bottom Bars
Plan-Top/Bottom Bars
Plan-All Bars (Top)
Plan-All Bars (Bottom)
Plan-All Bars (Top/Bottom)
Rebar Profile - Strips A
Rebar Profile - Strips B
Strips A
Strips B
Surface Views
Section Views
Rebar Strip Views
3D View
General
Object Label Story2
View Title Story2:Plan-All Bars (Bottom)
Object Label
Label of the object/component.
5 m
15 m
B
A
Ready.
OK
Cancel